

Private Health Information Statement - General treatment policy

Flex Essentials Extras

Peoplecare Health Insurance

<http://www.peoplecare.com.au>
info@peoplecare.com.au
 1800 808 690

Monthly Premium

\$109.60[#]

(before any rebate or insurer discount)

Covers one adult & dependants (2 or more people, only one of whom is an adult)

Available in Tasmania
 Closed to new members

[#] You may be entitled to an Australian Government rebate on the above premium. Your premium may also include an insurer discount. Check with your insurer for details.

This policy covers children and other dependants up to and including the age of 20, students up to and including the age of 30, as well as persons with a disability who qualify as a child or other dependant or student in these age ranges.

General Treatment Cover










By using Peoplecare's 'preferred providers' you may have lower out of pocket costs on Dental and Optical treatments and have access to more 'no gap' treatments. A list of 'preferred providers' is available from Peoplecare. See

<https://peoplecare.com.au/Members/Providers/Other-health-providers>.

This policy  includes General treatment (Extras) cover for

Treatment	Waiting period (months)	Benefit limits (per 12 months unless otherwise stated)	Examples of maximum benefits
General dental	2	\$800 per person (combined limit for general dental, physiotherapy, chiropractic, acupuncture, remedial massage, chinese medicine, dietetics/dietary advice, exercise physiology & osteopathy - Sub-limits apply)	Periodic oral examination - 60% of charge Scale & clean - 60% of charge Fluoride treatment - 60% of charge Surgical tooth extraction - 60% of charge
Optical	6	\$200 per person	Single vision lenses & frames - \$200.00 Multi-focal lenses & frames - \$200.00
Physiotherapy	2	Combined limit - see General dental	Initial visit - 60% of charge Subsequent visit - 60% of charge
Chiropractic	2	Combined limit - see General dental	Initial visit - 60% of charge Subsequent visit - 60% of charge
Acupuncture	2	Combined limit - see General dental	Initial visit - 60% of charge Subsequent visit - 60% of charge
Remedial massage	2	Combined limit - see General dental	Initial visit - 60% of charge Subsequent visit - 60% of charge
Chinese medicine	2	Combined limit - see General dental	Initial visit - 60% of charge Subsequent visit - 60% of charge
Dietetics/dietary advice	2	Combined limit - see General dental	Initial visit - 60% of charge Subsequent visit - 60% of charge
Exercise physiology	2	Combined limit - see General dental	Initial visit - 60% of charge Subsequent visit - 60% of charge
Osteopathy	2	Combined limit - see General dental	Initial visit - 60% of charge Subsequent visit - 60% of charge

This policy  does not include General treatment (Extras) cover for

 Blood glucose monitors	 Major dental	 Podiatry
 Endodontic	 Non PBS pharmaceuticals	 Psychology
 Hearing aids	 Orthodontic	 Other treatments - check with your insurer

Ambulance cover

Ambulance cover is provided by the State government for residents of Tasmania. This may include cover whilst interstate, except for South Australia and Queensland where no cover applies. In other states please check with Ambulance Tasmania - https://www.health.tas.gov.au/ambulance/fees_and_accounts.

Other features of this ambulance cover

Tasmanian residents don't need to worry about ambulance travel in their state, as it's free. This cover will include Ambulance transport whilst on the mainland for land, sea & air.

For further information about this policy see

<https://www.peoplecare.com.au/health-insurance/hospital-cover/ambulance>

Disclaimer

The information contained in this Private Health Information Statement was provided by the insurer and is intended as general information. It may not take into account your particular circumstances. For information please contact the insurer.