

Private Health Information Statement - General treatment policy

GMHBA SmartCare Everyday Boost Extras with sub-limits

GMHBA Limited

<http://www.gmhba.com.au>

service@gmhba.com.au

1300 4 GMHBA (46422)

Monthly Premium

\$143.10[#]

(before any rebate or insurer discount)

Covers two adults & dependants (3 or more people, only 2 of whom are adults)

Available in Tasmania

[#] You may be entitled to an Australian Government rebate on the above premium. Your premium may also include an insurer discount. Check with your insurer for details.

This policy covers children and other dependants up to and including the age of 20, students up to and including the age of 24, as well as persons with a disability who qualify as a child or other dependant or student in these age ranges.

General Treatment Cover

This policy can only be purchased with certain hospital policies.






This health insurer does not operate a preferred provider scheme.

This policy  includes General treatment (Extras) cover for

Treatment	Waiting period (months)	Benefit limits (per 12 months unless otherwise stated)	Examples of maximum benefits
General dental	2	\$1,000 per person up to \$500 per service (combined limit for general dental, major dental, endodontic, physiotherapy, chiropractic, podiatry, psychology, acupuncture, remedial massage, orthotics (podiatric orthoses) & osteopathy - Sub-limits apply)	Periodic oral examination - 100% of charge Scale & clean - 100% of charge Fluoride treatment - 100% of charge
Major dental	12		Surgical tooth extraction - 60% of charge Full crown veneered - 60% of charge
Endodontic	12		Filling of one root canal - 60% of charge
Optical	6	\$200 per person	Single vision lenses & frames - 100% of charge
Physiotherapy	2	Combined limit - see General dental	Initial visit - 60% of charge Subsequent visit - 60% of charge
Chiropractic	2	Combined limit - see General dental	Initial visit - 60% of charge Subsequent visit - 60% of charge
Podiatry	2	Combined limit - see General dental	Initial visit - 60% of charge Subsequent visit - 60% of charge
Psychology	2	Combined limit - see General dental	Initial visit - 60% of charge
Acupuncture	2	Combined limit - see General dental	Initial visit - 60% of charge Subsequent visit - 60% of charge
Remedial massage	2	Combined limit - see General dental	Initial visit - 60% of charge Subsequent visit - 60% of charge
Orthotics (podiatric orthoses)	12	Combined limit - see General dental	Orthotics supply & fit - 60% of charge
Osteopathy	2	Combined limit - see General dental	Initial visit - 60% of charge Subsequent visit - 60% of charge

This product includes limit rollover on 1st January after 12-month tenure (excludes Optical).

This policy  does not include General treatment (Extras) cover for

 Blood glucose monitors	 Non PBS pharmaceuticals	 Other treatments - check with your insurer
 Hearing aids	 Orthodontic	

Other features of this general treatment cover

Preventative dental pays at 100% of provider fee up to sub-limit or product limit. General dental pays at 60% of provider fee up to sub-limit or product limit. Psychology also includes Counselling, Mental Health Social Workers and Mental Health Nurses. Podiatry and Orthotics are combined under the same sub-limit.

Ambulance cover

Ambulance cover is provided by the State government for residents of Tasmania. This may include cover whilst interstate, except for South Australia and Queensland where no cover applies. In other states please check with Ambulance Tasmania - https://www.health.tas.gov.au/ambulance/fees_and_accounts.

Disclaimer

The information contained in this Private Health Information Statement was provided by the insurer and is intended as general information. It may not take into account your particular circumstances. For information please contact the insurer.