

Private Health Information Statement - General treatment policy

Simple 50

see-u by HBF
https://www.seeuhealthinsurance.com.au
info@seeuhealthinsurance.com.au
1300 499 260

Monthly Premium
\$72.97 #
(before any rebate or insurer discount)

Covers one adult & dependants
(2 or more people, only one of
whom is an adult)
Available in Victoria

You may be entitled to an Australian Government rebate on the above premium. Your premium may also include an insurer discount. Check with your insurer for details.

This policy covers children and other dependants up to and including the age of 22, students up to and including the age of 24, as well as persons with a disability who qualify as a child or other dependant or student in these age ranges.

General Treatment Cover

This policy can only be purchased with certain hospital policies.







This health insurer does not operate a preferred provider scheme.

This policy  includes General treatment (Extras) cover for

| Treatment | Waiting period (months) | Benefit limits (per 12 months unless otherwise stated) | Examples of maximum benefits |
|---------------------|-------------------------|--|--|
| General dental | 2 | \$500 per person up to \$1,000 per policy (combined limit for general dental, major dental & endodontic) | Periodic oral examination - 50% of charge Scale & clean - 50% of charge Fluoride treatment - 50% of charge |
| Major dental | 12 | | Surgical tooth extraction - 50% of charge Full crown veneered - 50% of charge |
| Endodontic | 12 | | Filling of one root canal - 50% of charge |
| Optical | 6 | \$160 per person up to \$320 per policy | Single vision lenses & frames - 100% of charge Multi-focal lenses & frames - 100% of charge |
| Physiotherapy | 2 | \$200 per person up to \$400 per policy (combined limit for physiotherapy & exercise physiology) | Initial visit - 50% of charge Subsequent visit - 50% of charge |
| Chiropractic | 2 | \$200 per person up to \$400 per policy (combined limit for chiropractic & osteopathy) | Initial visit - 50% of charge Subsequent visit - 50% of charge |
| Psychology | 2 | \$150 per person up to \$300 per policy (combined limit for psychology & other services) | Initial visit - 50% of charge Subsequent visit - 50% of charge |
| Acupuncture | 2 | \$100 per person up to \$200 per policy (combined limit for acupuncture & remedial massage) | Initial visit - 50% of charge Subsequent visit - 50% of charge |
| Remedial massage | 2 | | Initial visit - 50% of charge Subsequent visit - 50% of charge |
| Exercise physiology | 2 | Combined limit - see Physiotherapy | Initial visit - 50% of charge Subsequent visit - 50% of charge |
| Osteopathy | 2 | Combined limit - see Chiropractic | Initial visit - 50% of charge Subsequent visit - 50% of charge |

This product also includes coverage for Counselling consultations under the Psychology limit.

This policy  does not include General treatment (Extras) cover for

| | | |
|---|---|--|
|  Blood glucose monitors |  Non PBS pharmaceuticals |  Podiatry |
|  Hearing aids |  Orthodontic |  Other treatments - check with your insurer |

For further information about this policy see
<https://www.seeuhealthinsurance.com.au/>

Ambulance cover

Pensioner Concession Card and Healthcare Card holders are entitled to free clinically necessary ambulance transport. If you are not eligible for a concession and want to be covered, you can purchase insurance from a private health insurer or take out a subscription with the state ambulance service (<https://www.ambulance.vic.gov.au/membership>).

For further information about this policy see
<https://www.seeuhealthinsurance.com.au/>

Disclaimer

The information contained in this Private Health Information Statement was provided by the insurer and is intended as general information. It may not take into account your particular circumstances. For information please contact the insurer.