

Private Health Information Statement - General treatment policy

60% Extras

see-u by HBF

<https://www.seeuhealthinsurance.com.au>

info@seeuhealthinsurance.com.au

1300 499 260

Monthly Premium

\$118.22 #

(before any rebate or insurer discount)

Covers one adult & dependants
(2 or more people, only one of
whom is an adult)

Available in NSW & ACT

Closed to new members

You may be entitled to an Australian Government rebate on the above premium. Your premium may also include an insurer discount. Check with your insurer for details.

This policy covers children and other dependants up to and including the age of 22, students up to and including the age of 24, as well as persons with a disability who qualify as a child or other dependant or student in these age ranges.








General Treatment Cover

This health insurer does not operate a preferred provider scheme.

This policy  includes General treatment (Extras) cover for

Treatment	Waiting period (months)	Benefit limits (per 12 months unless otherwise stated)	Examples of maximum benefits
General dental	2	\$700 per person (combined limit for general dental, major dental & endodontic)	Periodic oral examination - 60% of charge Scale & clean - 60% of charge Fluoride treatment - 60% of charge
Major dental	12		Surgical tooth extraction - 60% of charge Full crown veneered - 60% of charge
Endodontic	12		Filling of one root canal - 60% of charge
Optical	6	\$200 per person	Single vision lenses & frames - 100% of charge Multi-focal lenses & frames - 100% of charge
Physiotherapy	2	\$500 per person (combined limit for physiotherapy, chiropractic, acupuncture, remedial massage, chinese medicine, health management / healthy lifestyle & osteopathy - Sub-limits apply)	Initial visit - 60% of charge Subsequent visit - 60% of charge
Chiropractic	2		Initial visit - 60% of charge Subsequent visit - 60% of charge
Acupuncture	2		Initial visit - 60% of charge Subsequent visit - 60% of charge
Remedial massage	2		Initial visit - 60% of charge Subsequent visit - 60% of charge
Chinese medicine	2		Initial visit - 60% of charge Subsequent visit - 60% of charge
Health management / Healthy lifestyle	6		Health management - 60% of charge
Osteopathy	2		Initial visit - 60% of charge Subsequent visit - 60% of charge

This policy  does not include General treatment (Extras) cover for

 Blood glucose monitors	 Orthodontic	 Other treatments - check with your insurer
 Hearing aids	 Podiatry	
 Non PBS pharmaceuticals	 Psychology	

For further information about this policy see

<https://www.seeuhealthinsurance.com.au>

Ambulance cover

In NSW & ACT this policy provides:

Emergency: Unlimited with a waiting period of 1 day.

Call-out fees: will be paid for each attendance, including emergency treatment without transport to hospital.

For further information about this policy see

<https://www.seeuhealthinsurance.com.au>

Disclaimer

The information contained in this Private Health Information Statement was provided by the insurer and is intended as general information. It may not take into account your particular circumstances. For information please contact the insurer.